



CONCRETE BATCHING EQUIPMENT


HT • SHT • HTS SERIES

HT • SHT • HTS SERIES

HAGANATOR TRAVEL-ALL

SUPER HAGANATOR TRAVEL-ALL

HAGANATOR TRAVEL-ALL + SUSPENSION



**NO CRANES
NEEDED**
←
SELF ERECT



- **PATENTED TRUSS FRAME TRAVELS AS ONE LOAD OF FREIGHT**
- **NO CRANES NEEDED - OPTIONAL HYDRAULIC SELF ERECT**
- **CAN BE SET UP ON CONCRETE FOUNDATION OR STEEL PLATES**
- **IN-TRUSS DUST COLLECTION AVAILABLE**
- **MANUAL OR AUTOMATED BATCHING CONTROLS**
- **UP TO 400 YDS/HR (CENTRAL MIX)**

WWW.VINCEHAGAN.COM



HT-SERIES BATCH PLANT - A TRUE LEGEND & LEGACY SINCE 1956



FIRST MOBILE BATCH PLANT

In 1956, Vince Hagan, founder of The Vince Hagan Company, began with an original idea. He designed and built the first fully mobile concrete batch plant. Over the years, this patented “Haganator” design has become an international icon for the mobile concrete industry. Today, The Vince Hagan Company is continuing to improve this original idea. By bringing together proven experience and the most current technology, we offer our customers the highest quality products and services available in the industry.

The HT-Series Haganator Travel-All is the most time-efficient and cost-effective full mobile concrete batch plant available today. The HT is completely mobile and travels as a single load of freight including dust collection, saving you transportation cost. At your job site, the plant can be fully erected and operational in less than four hours. All components are on board and the entire plant is pre-wired and plumbed for air and water. All plants tested at our factory to ensure trouble free start-up and operation.

- **Plant mounted jet-pulse dust collection system**
- **Auto dust recycle system**
- **Up to 500 barrels of cementitious storage**
- **Up to 100 Tons of aggregate storage**
- **Complete hydraulic self-erect system
No cranes needed**
- **Multi-flight cement screw feeders up to 12”**
- **Deep trough transfer belt 24” to 48” wide
(Belt speed 380 ft./min. up to 650 ft./min.)**
- **12 yard aggregate batcher**
- **12 yard cement batcher**
- **Water batcher**

HT-SERIES BATCH PLANT WITH HCA

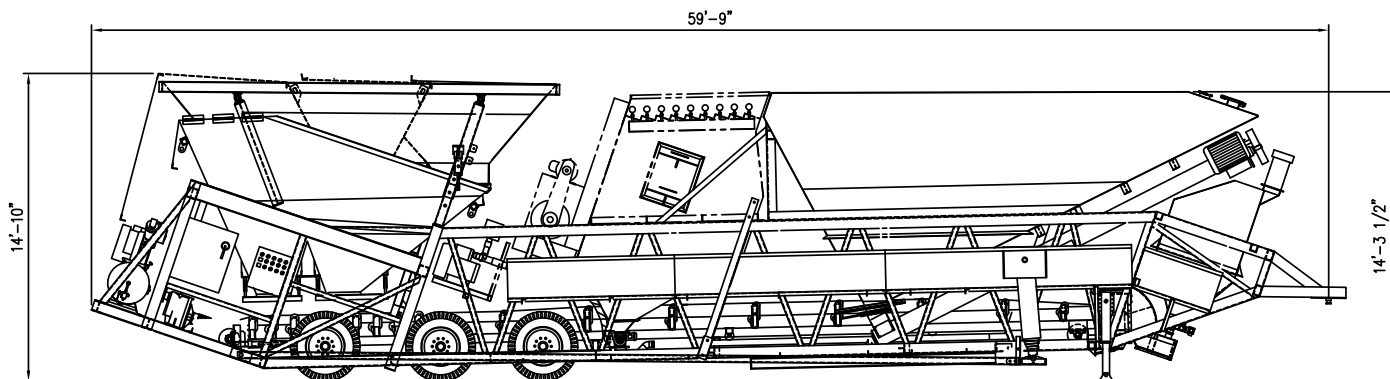


WHAT IS SO UNIQUE ABOUT THE HT-SERIES HAGANATOR TRAVEL-ALL?

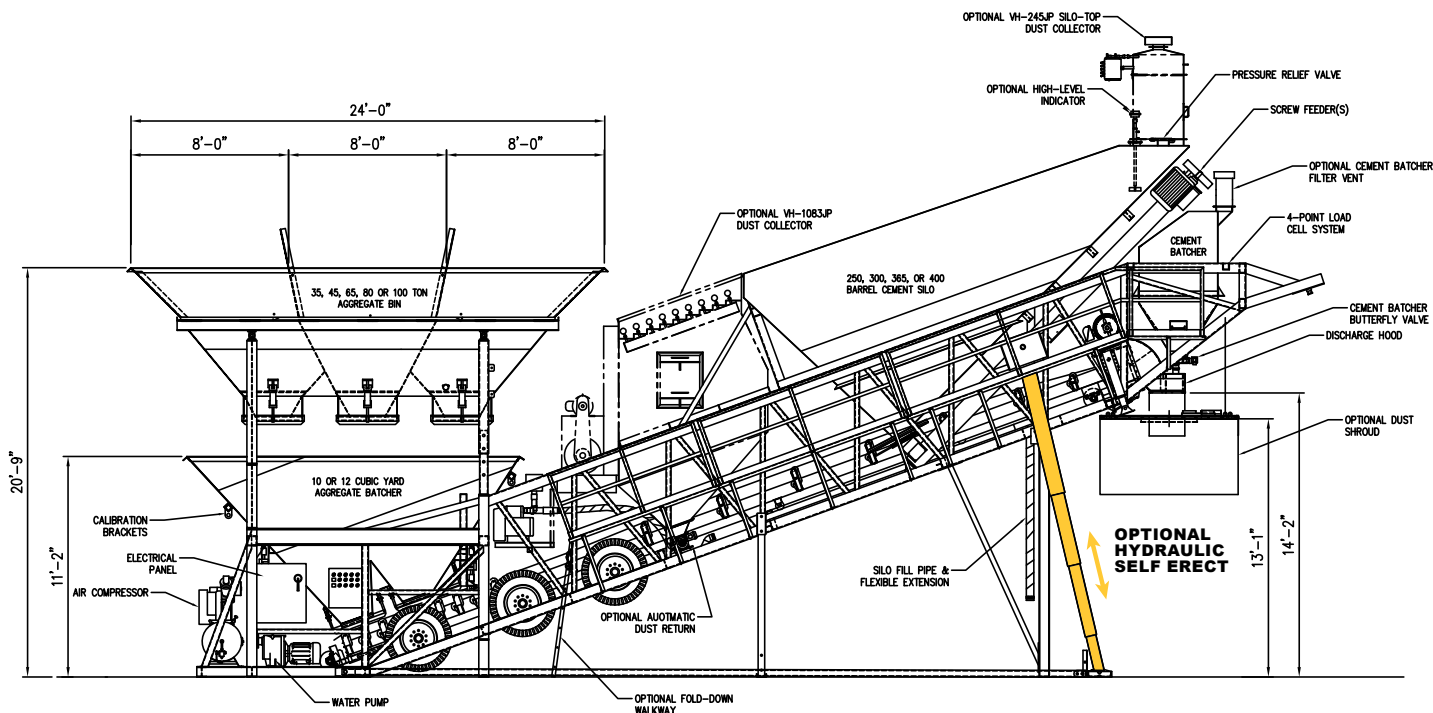
- **FEWEST LOADS OF FREIGHT IN THE INDUSTRY
(DUE TO PLANT MOUNTED DUST SYSTEM)**
- **LARGEST CEMENT STORAGE IN THE INDUSTRY**
- **LARGEST AGGREGATE STORAGE IN THE INDUSTRY**
- **CAN BE SETUP IN UNDER 4 HOURS**
- **NO CONCRETE FOUNDATIONS REQUIRED - SETS UP ON STEEL PLATES OR TIMBER MATS (DEPENDING ON SOIL CONDITIONS)**
- **COMPLETELY ERECTED AND TESTED AT OUR FACTORY**
- **EASILY ADAPTS TO A CENTRAL MIX OPERATION**
- **CAN SELF ERECT WITHOUT THE USE OF A CRANE**

SPECIFICATIONS & SIDE ELEVATION

The Vince Hagan Company offers the highest quality products and services available. Our sales and engineering staff will guide you through the planning stages to ensure your company is purchasing the right equipment for the job. Our sales offices are located in Dallas, Texas. We have company service personnel who can travel directly to your job site and our tech support is available 24/7. Our goal is to provide the best service before and after the sale. A successful project begins with The Vince Hagan Company.



TRAVEL POSITION



OPERATING POSITION

HYDRAULIC SELF ERECT OPTION

ELIMINATES THE NEED & COST OF CRANES - FAST & EASY SET UP IN REMOTE LOCATIONS





EXCLUSIVE IN-TRUSS JET PULSE DUST COLLECTOR

The high efficiency system travels with the plant. Eliminates one load of freight. No silo top dust collector required. Auto dust recycle available



OVERHEAD AGGREGATE STORAGE SECTION

45 ton - 120 ton capacity. Up to four compartments. Sides fold down for easy travel. Two heavy-duty discharge gates per compartment. Largest aggregate bin available that travels with the plant.



AIR SUPPLY

Mounted air compressor with tank. Sized to meet plant requirements. Complete air piping mounted on the plant. Desiccant air dryer available.



ELETRICAL CONTROLS

Manual electric push-button control panel or automation ready NEMA enclosure. Electric air control valves with emergency manual override. Complete wiring in EMT conduit to NEC Standards. Main disconnect with motor starters mounted in NEMA panel. Special electrical requirements and plexiglass shield available.



WORK PLATFORMS & WALKWAYS

Safety without compromising portability. Include this option for easy accessibility and maintenance. Folds up and travels with the plant. All platforms and walkways can be painted safety yellow.



IN-TRUSS CEMENT SILO

250 - 500 BBL cement storage, largest in the industry (4 cu. ft. per BBL). In-truss frame design includes fill pipe, pressure relief valve, piped aeration system, manhole, and dual discharge with emergency slide gates. Optional split silo available.



SCREW FEEDERS

Twin 7", 10", or 12" screw feeders. Fastest available with 1/2 pitch initial flight to prevent packing, TEFC electric motor, inspection plates, clean out doors, and emergency reversing starters.



DUST SHROUD

Various shroud options available to match transit mixer, (three sided fixed, "baby buggy", or telescopic). All designed for high efficiency dust collection.



STANDARD HAGANATOR MODELS	HT-12250A-45	HT-12-12300B-65	HT-12-12400C-65	SUPER HT-12500D-80
CAPACITY (THEORETICAL)	90-120 YPH (TRANSIT MIX)	130-170 YPH (TRANSIT MIX)	160-220 YPH (TRANSIT MIX)	UP TO 400 YPH (CENTRAL MIX)
AXLES (DUAL TIRES, 10-HOLE WHEELS & AIR BRAKES)	TANDEM	TRIPLE	TRIPLE	FOUR
DISCHARGE HEIGHT (STEEL CLEARANCE)	14'-6"	14'-2"	14'-2"	14'-10"
OVERHEAD BIN, 3 OR 4 COMPARTMENTS (BOTH SIDES FOLD DOWN FOR TRAVEL)	45 TON/33.3 CY YES	65 TON/48.1 CY YES	65 TON/48.1 CY YES	80 TON/59.2 CY YES
AGGREGATE BATCHER SIZE	12 YARDS - 40,000#	12 YARDS - 40,000#	12 YARDS - 40,000#	12 YARDS - 40,000#
4 POINT LOAD CELL 20K EACH	YES	YES	YES	YES
AGGREGATE BATCHER GATES	2 DOUBLE CLAM	2 DOUBLE CLAM	2 DOUBLE CLAM	2 DOUBLE CLAM
TRANSFER BELT CONVEYOR	24"/15 HP 380 FPM	30"/20 HP 380 FPM	36"/30HP 380 FPM	48"/60 HP 650 FPM
DEEP TROUGHING IDLERS	35 DEGREES	35 DEGREES	35 DEGREES	35 DEGREES
CEMENT SILO (IN-TRUSS DESIGN)	250 BBL/1000 CU. FT.	300 BBL/1200 CU. FT.	400 BBL/1600 CU. FT.	500 BBL/2000 CU. FT
CEMENT FEEDERS, MULTI-FLIGHT (REVERSIBLE & INDEPENDENTLY CONTROLLED)	TWIN 7"/10HP/42 CFM YES	TWIN 10"/15HP/100 CFM YES	TWIN 12"/25HP/240 CFM YES	TWIN 12"/25HP/240 CFM YES
CEMENT BATCHER SIZE	12 YARDS - 10,000#	12 YARDS - 10,000#	12 YARDS - 10,000#	12 YARDS - 10,000#
4 POINT LOAD CELL (3K EACH)	YES	YES	YES	YES
CEMENT BATCHER DISCHARGE	10" BUTTERFLY	10" BUTTERFLY	10" BUTTERFLY	10" BUTTERFLY
WATER METER (PIPING TO DISCHARGE)	2" TURBO	3" TURBO	3" TURBO	3" TURBO
AIR COMPRESSOR	10 HP	15HP	15 HP	20 HP
ELECTRICAL SERVICE (PRE-WIRED IN EMT CONDUIT)	460V/3PH/60HZ	460V/3PH/60HZ	460V/3PH/60HZ	460V/3PH/60HZ
TRAVEL DIMENSIONS:				
LENGTH (KING PIN TO REAR)	61'-0"	61'-0"	61'-0"	65'-6"
WIDTH	12'-0"	12'-0"	12'-0"	12'-0"
HEIGHT	14'-6"	14'-6"	14'-6"	14'-6"
WEIGHT	52,000#	56,000#	64,000#	87,000#

SHT SERIES

SUPER HAGANATOR TRAVEL-ALL

- 500 Barrel Storage
- Incorporate a Tilt or Horizontal Shaft Mixer for Wet Batch
- 6" Risers - Longer Truss



HCA SILO

MOBILE AUXILIARY SILO FOR CEMENTATION MATERIAL

The Vince Hagan HCA completely mobile auxiliary cement or fly ash storage silo is also available. It features an in-truss frame design for easy travel and set up. This low profile silo is the largest in the industry with up to 500 BBL of storage capacity.

- 300, 400, 500 barrels of storage
- Travels as one unit
- Screw feeder travels in-frame
- 7", 10", 12" size screws
- Holds 2 tanker loads of material
- Allows for Silo-Top Dust Collector
- Can add an HCB Batcher or central dust collection

Max capacity based on cement at 94 lb/cu. ft.

Min capacity based on cement at 60 lb/cu. ft.

Cement fully aerated @ 70#/cu. ft. - Unaerated @ 94#/cu. ft.

Fly ash fully aerated @ 55#/cu. ft. - Unaerated @ 70#/cu. ft.



HCA MOBILE AUXILIARY SILO IN TRAVEL POSITION

HYDRAULIC SELF ERECT OPTION

ELIMINATES THE NEED & COST OF CRANES - FAST & EASY SET UP IN REMOTE LOCATIONS



HT SERIES

ADAPTS TO YOUR WET BATCH NEEDS



HT PAIRED WITH HORIZONTAL SHAFT MIXER WITH RCC UPGRADE



SHT PAIRED WITH TWIN SHAFT MIXER



SHT PAIRED WITH A PORTABLE TILT MIXER

HT SERIES OPTIONS

- HYDRAULIC SELF ERECT
- FOLDING WALKWAYS & HANDRAILS
- AUTO DUST RECLAIM
- SHROUD UPGRADE
- WATER HEATER AND CHILLER
- WEIGHED WATER SYSTEM
- COMPUTER AUTOMATED OPERATING CONTROLS
- AIR COMPRESSOR UPGRADE
- DESICCANT AIR DRYER
- MANUAL OPERATING CONTROLS
- QUICK CONNECT PLUGS
- AERATION PAD UPGRADE
- WINCH FOR FOLDING LEGS
- A.R. OR POLY LINERS
- MOUNTED TRAILER JACKS
- LOGO PLACEMENT
- CONTROL TRAILER
- CENTRAL GREASE SYSTEM
- TIRE COVERS



CONCRETE BATCHING EQUIPMENT

P.O. Box 655141
Dallas, Texas 75265-5141

WWW.VINCEHAGAN.COM

1-800-354-3238 OR 214-330-4601



MADE IN THE U.S.A